






THERE'S NO WRONG WAY TO MAKE A DOT!

Get inspired to make your September 15th-ish International Dot Day filled with creativity. Here you'll find discussion topics, fun activities, and frames for the dots you create—and you can make more of your own.



Also available:



Scan to download
the Spanish version
of this kit!



CANDLEWICK PRESS

International Dot Day Event Kit • www.candlewick.com

Illustrations copyright © 2018 by Peter H. Reynolds

A Message from Peter H. Reynolds

The Dot is about getting started—getting unstuck. It is also about creativity, exploring an idea in many ways, and sharing our gifts with others. I hope these resources will serve as a springboard for you and your creators to explore and celebrate creative self-expression—and to be brave enough to share your voices with the world. So make your mark and see where it takes you!

Wishing you a most creative journey,

Peter H. Reynolds 



Photo by Dawn Haley Morton

Peter H. Reynolds is a *New York Times* best-selling illustrator who has created many acclaimed books for children. He is the author-illustrator of *The Dot*, *Ish*, *Sky Color*, *Rose's Garden*, *The North Star*, and *Playing from the Heart*, as well as the illustrator of Megan McDonald's Judy Moody and Stink series. Born in Canada, Peter H. Reynolds now lives in Dedham, Massachusetts.




CANDLEWICK PRESS

International Dot Day Event Kit • www.candlewick.com

Illustrations copyright © 2003 by Peter H. Reynolds

Discussion Topics for Reading *the dot*



HC: 978-0-7636-1961-9

PB: 978-1-5362-1809-1

**Celebrate International Dot Day
on September 15!**

For more details, visit
www.internationaldotday.org.

Before Reading

- Before reading the book, have a talk with the children about how we feel when we are starting something new.
- How do we feel when things seem difficult to do?
- Ask how many like to draw.
- Tell them you are going to read a story about a girl who does not think she is good at drawing and what happens to her when she goes to art class.

After Reading

- Ask children if they understand how Vashti felt at the beginning of the story. Ask if they have any ideas why she would not draw at first.
- Have them explore reasons why Vashti's teacher might have framed her first dot painting and put it on the wall. How did it make Vashti feel when she saw her artwork there?
- Ask the children to tell about a specific person who has given them encouragement in their lives. How did it feel to have that person supporting them?
- Have children share a story about a time when they helped someone else get better at something. Or ask them to think about how they might help someone they know develop a new skill.



International Dot Day Event Kit • www.candlewick.com

Illustrations copyright © 2003 by Peter H. Reynolds

One dot
can launch the
journey.
↓

Creative Dot Activities

WEARABLE DOTS

Bring in some plain T-shirts and fabric paint and create your own Dot Day attire. You could also wear clothing with dots already on it or put dot stickers on clothing.

EDIBLE DOTS

Bring in baked goods with dots, like M&M's, chocolate chips, etc.

DOT DECORATIONS

Pass out large dots (paper circles) to the children and have them write their names on them, as well as some activities they enjoy. Decorate the store by displaying these dots. Or have children draw dots on the sidewalk with chalk to show how your store celebrates Dot Day!

DRAWING AROUND THE DOTS

Give each child an 8x8" piece of paper with holes cut into it. Challenge them to make art on this paper using the dots as a starting point to anchor their work.

DOTS TO DIP

Set out bowls of paint and circular objects. Have children dip these objects in paint and stamp them onto a white canvas!

DIY DOT

Fill envelopes with paper scraps, sequins, beads, and one paper dot. Ask children to create a collage using all of these components to bring their dot to life in a totally unique way!

SPOT THE DOT


If you look around, you can find dots everywhere! Have children go through the store looking for dots of all sizes. Have them keep track of how many dots they can spot in a five-minute period.

Show how
you're celebrating
International Dot Day
by sharing pictures
using the hashtag
#DotDayBookshop



CANDLEWICK PRESS






CANDLEWICK PRESS

Artist: _____

Date: _____

Title of work: _____



Artist: _____

Date: _____

Title of work: _____



Artist: _____


Date: _____

Title of work: _____



Make your mark! Make your own dot!

Big, little, many,
few, colored,
glittered—your choice!




Be sure to sign and date your work! Peter

the
dot

activity sheet

PETER H. REYNOLDS

Here's a swirly frame for your creation!



Cut out the frame, add your art,
and hang it up to share.

Make Your Mark...

And See Where It Takes You!

THIS IS TO CERTIFY THAT:

.....
made their mark on International Dot Day!

Thank you for bravely joining us in
celebrating creativity around the world

DATE:

SIGNED:

Peter H. Reynolds

Peter H. Reynolds, Author of *The Dot*

