

HC: 978-1-5362-2039-1 • E-book: 978-1-5362-2702-4



JUDY MOODY

SUNNY-SIDE UP

ABOUT THE BOOK

Wow, wow, wow, wow, wow! Mr. Todd has Class 3T looking for the Five Ws in the newspaper, but all Judy can see is how much bad news there is. Climate change! Deadly virus! Sea turtles endangered by straws stuck in their noses! The good news is that Judy is taking all the bad news as a call to action. She gets out her notebook, clicks her six-year pen, transforms into a Kid Reporter, and goes out in search of happier stories. Rare bird sighting in Virginia Beach! Escaped bearded dragon found! Plastic straws banned at Virginia Dare School! There's even a scoop that Judy overhears while ordering a scoop at Screamin' Mimi's—about someone who found real buried treasure. Kids intrigued by the first edition of Judy's Sunny-Side Up News—offering stories, a word search, a comic, a recipe, and more—may just be inspired to create their own second edition. After all, there's no telling how much good news is out there until you start looking . . . and acting!

Common Core Connections

Yippee skippy! Judy Moody is here to put educators and students alike in a R-A-R-E mood! In this guide filled with book-specific activities aligned to the Common Core State Standards, you'll find super-duper fun and learning rolled into one. These activities based on *Judy Moody: Sunny-Side Up* are sure to turn your classroom into an Extra, Extra, Read All About It good time!



SUPER PLASTIC FIGHTERS

Grandma Lou tells Judy and Stink that “in thirty years, the plastic in the ocean will weigh more than all the fish” (page 36), and Kammi says, “It only takes one plastic straw to put a turtle in danger” (pages 96–97). Unfortunately, both statements are true. Have your students become Super Plastic Fighters by creating a poster that brings awareness to how polluted the oceans are and some ways people can help clean them up. Students should research facts about marine pollution and things that people in your area can do to make a difference. Have students present their posters to the class, hang them around the school and in public spaces around your town, and ask local business owners and community centers to hang them in windows and on bulletin boards.



COMMON CORE CONNECTIONS

Research to Build and Present Knowledge

Participate in shared research and writing projects.

Speaking and Listening

Engage effectively in a range of collaborative discussions.

COMMON CORE CONNECTIONS

Research to Build and Present Knowledge


Participate in shared research and writing projects.

Writing Standards

Write informative/ explanatory texts.

Speaking and Listening

Engage effectively in a range of collaborative discussions.



PLASTIC PERSUASION

When Judy and her 3T classmates realize how bad plastic straws are for the ocean, they decide to take action to ban plastic straws at Virginia Dare School forever. Judy and her classmates write a persuasive letter to their principal, Ms. Tuxedo, highlighting how the ban will help Virginia Dare School save the oceans. Ask your class to think of issues that hurt our earth, your school, or your

community and some little things you can do to help solve each one. Hold a class discussion to come up with a list of problems and solutions. Then vote on which one your class thinks is the most likely to make a difference and be adopted by your school. Have them write persuasive letters to the principal and school board urging the school to implement their proposed changes.



COLLECTIVE CRITTERS

Words that refer to group of people, things, or animals are called **collective nouns**. In *Judy Moody: Sunny-Side Up*, Grandma Lou and Stink talk about a “murder” of crows and a “blizzard” of snowy owls (pages 39–44). There are many more R-A-R-E collective nouns for groups of animals, like a flight of dragons, a prickle of porcupines, and a stench of skunks (Stink’s favorite, of course). Have your class research what groups of different animals are called and come up with an awesome list of animal collective nouns.



COMMON CORE CONNECTIONS

Research to Build and Present Knowledge

Participate in shared research and writing projects.

Speaking and Listening

Engage effectively in a range of collaborative discussions.

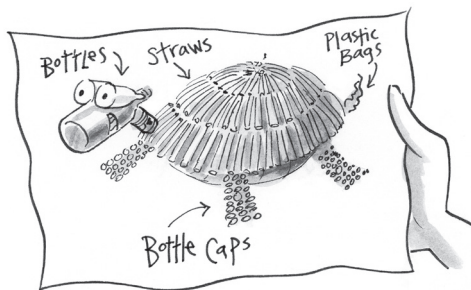
Vocabulary Acquisition and Use

Demonstrate understanding of word relationships and nuances in word meanings.

COMMON CORE CONNECTIONS

Speaking and Listening

Engage effectively in a range of collaborative discussions.



Ms. Arango, the fifth-grade science teacher at Virginia Dare School, came up with a way to raise awareness about all the plastic in the ocean by making a Myrtle the Turtle sculpture out of used plastic. Create your own Myrtle the Turtle sculpture by asking your students to bring in their used straws, plastic containers, bags, bottle caps, and any other plastic items they would normally throw away or put in the recycling bin. After you make a sketch of your turtle (or another animal of your choice), have students sculpt it and then display it in a high-traffic area for everyone in the school to see.

SCULPTURE SCIENCE

COMMON CORE CONNECTIONS

Research to Build and Present Knowledge

Participate in shared research and writing projects.

Vocabulary Acquisition and Use

Demonstrate understanding of word relationships and nuances in word meanings.

BUMPER STICKER BONANZA

Grandma Lou and the bird nerds love their bumper stickers. People sticker their cars with sayings and images that support causes they think are important, show things they love, and say funny things. The two on Grandma Lou’s car read PUGSY POWER and RARE BIRD (page 28). Ask your students to create their own bumper stickers that contain images and clever phrases that describe them and things that are important to them. Then print them out on sticker paper so students can stick them on their lockers, notebooks, binders, bedroom doors, or anywhere else they want.



SUNNY-SIDE-UP NEWS

Sick of only reading about bad news, Judy Moody decides to create the *Sunny-Side-Up News*, a newspaper that only reports on good news. Have your students become kid reporters and create their own editions of the *Sunny-Side-Up News*. Using Judy's edition as inspiration (pages 155–166), ask each student to contribute at least one page to the newspaper. In addition to the good news stories, invite students to create comics, write jokes and puzzles, and interview interesting people. Consider inviting them to deliver their newspapers around the school and to friendly neighbors and community spaces like the public library.



COMMON CORE CONNECTIONS

Research to Build and Present Knowledge

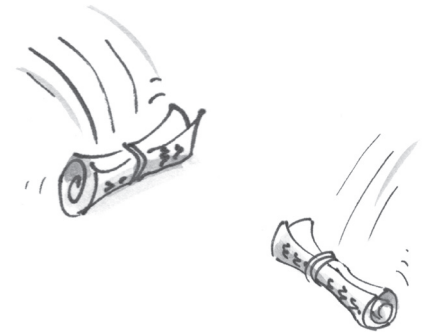
Recall information from experiences or gather information from provided sources to answer a question.

Writing Standards

Write informative/explanatory texts. Write narratives in which they recount a well-elaborated event or short sequence of events.

Speaking and Listening

Participate in collaborative conversations.



HEADLINE HUNT

One of the key elements of the *Sunny-Side-Up News* is that it only has very exciting headlines. Ask your students to hunt through a newspaper and find way-not-exciting headlines. Then have them rewrite the headlines with snappier words and phrases. Instruct them not to change the meaning of the story, but rather to make it sound juicier and entice more people to read it.

COMMON CORE CONNECTIONS

Research to Build and Present Knowledge

Participate in shared research and writing projects.

Writing Standards

Write informative/explanatory texts.



WWW: THE FIVE WS

Judy and the rest of Class 3T learn all about the Five Ws—who, what, when, where, and why. Look through your newspaper and find the Five Ws for three stories.


Who _____
What _____
When _____
Where _____
Why _____


Who _____
What _____
When _____
Where _____
Why _____


Who _____
What _____
When _____
Where _____
Why _____




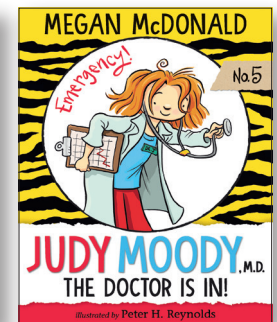
How Many Judy Moody Books Have You Read?



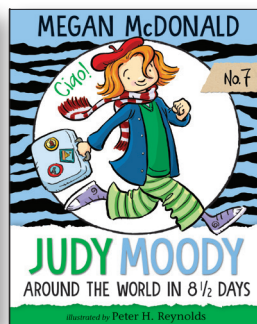








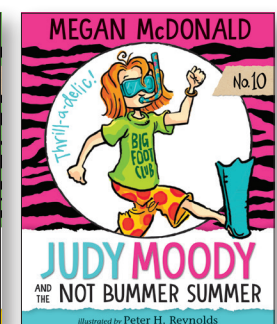



































ABOUT THE AUTHOR



Photo by Michele McDonald

Megan McDonald is the creator of the popular and award-winning Judy Moody and Stink series. She is also the author of *Bunny and Clyde*, the Sisters Club stories, two books about Ant and Honey Bee, and many other books for children. She lives in Sebastopol, California, where she is a member of the Ice-Cream-for-Life Club at Screamin' Mimi's.

ABOUT THE ILLUSTRATOR



Photo by Gretje Ferguson

Peter H. Reynolds is the illustrator of the Judy Moody and Stink books and the author-illustrator of *The Dot*, *Ish*, *Sky Color*, *So Few of Me*, *The North Star*, *Rose's Garden*, *The Smallest Gift of Christmas*, *Playing from the Heart*, and many other titles. Born in Canada, he now lives in Dedham, Massachusetts, where he is part owner of a children's book and toy shop called the Blue Bunny.



Visit
www.judymoody.com
for more educators'
guides, downloadable
reading logs, sample
chapters, and more!

